

# KENWOOD

## TM-V7A

FM DUAL BANDER

1200  
9600 bps  
packet compatible

Theft Deterrent  
Faceplate

The new look in high-performance mobile communications is here — Kenwood's distinctive TM-V7A FM dual bander (144MHz/440MHz).




# Cool Blue: The New Look in Mobile Communications



**Kenwood's new TM-V7A FM dual-band (144MHz/440MHz) transceiver is like no other: the easy-to-operate control panel with its cool-blue reversible LCD — offering both positive and negative display modes — marks a bold departure in ergonomic design. And there's a lot more inside — like the "five-in-one" programmable memory, DTSS and pager functions, 280 memory channels, plus the ability to receive two frequencies on the same band. Outside and in, the TM-V7A is setting the pace for tomorrow's mobile communications.**

## Dual-mode reversible LCD

A world first: the cool-blue LCD panel — capable of displaying dot-matrix characters — can be switched between positive and negative display modes to ensure optimum visibility in all conditions. The control panel is large (2-1/16 x 4-1/8 in.) and features four multifunction keys — with key function display — for improved operating ease.



## "Five-in-one" programmable memory

The TM-V7A has a multiple "personality" to suit different conditions. Its programmable memory can store five entire operating profiles, ready for instant recall at the push of a button. Each profile includes such settings as positive/negative display mode, dimmer level, frequency range, and memory mode.



Supplied backlit mic with DTMF

## Dual receive on same band (F<sup>2</sup>)

In addition to simultaneous receive on VHF and UHF bands, the TM-V7A can receive two frequencies on the same band. Monoband use is also possible.

## Up to 280 multi-function memory channels

There's capacity as well as versatility: up to 280 memory channels for storing important data — transmit and receive frequencies (independently), frequency step, tone frequency, etc. (180 channels when using Memory Name function)

## Memory Name function

For greater convenience, you can choose to identify each channel with up to 7 alphanumeric characters. In this mode, the number of memory channels available is 180.

## Multi-scan functions

Full band and program band scans, memory scan with memory channel lock-out, MHz scan and call scan are all available. For each band there are TO (time-operated) and CO (carrier-operated) scan stop modes.

## Visual scan with pause

By automatically checking above and below the frequency currently in use, and graphing the results on the LCD (147 channels max.), this new feature is convenient for searching out open channels.



Visual scan display

## DTSS selective calling with page function

Built-in DTSS (Dual-Tone Squelch System) allows DTMF access: the squelch is opened only when a specific 3-digit code has been received. The page function alerts you to incoming calls and opens the squelch if the receiver has been programmed to accept a DTMF tone group. And even during normal reception (squelch open), the TM-V7A can be on the alert for a pre-determined code.



## Built-in CTCSS encoder/decoder

The CTCSS (Continuous Tone Coded Squelch System) encoder/decoder enables operation of the 38 EIA-standard CTCSS subtone frequencies.

## Auto simplex checker


ASC will automatically check whether it is possible to switch from a repeater to simplex communications.

## Advanced Intercept Point

You can choose either high sensitivity for simplex/weak-signal work, or a high intercept point — using Kenwood's own AIP circuitry — to minimize intermod or adjacent channel interference.

## 6-pin mini DIN connector for 1200/9600bps packet

The front panel features a connector for hooking up to a TNC, enabling either standard 1200bps or 9600bps high-speed packet communications. And for extra convenience, the TM-V7A lets you set up separate bands for voice and data.



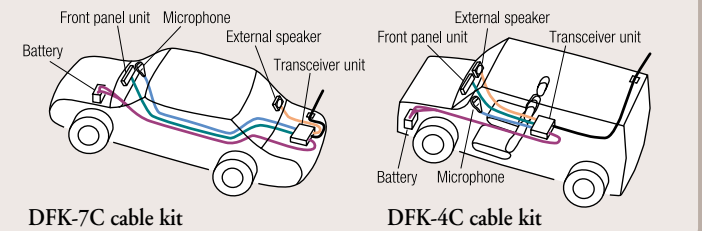
## Quick-release detachable front panel kit (option)

To enhance security, simply remove the compact front panel whenever the car is left unattended. If the optional quick-release kit is used, the panel can be mounted virtually anywhere since the microphone cable connects directly to the main unit.

## Quick-release front panel installations

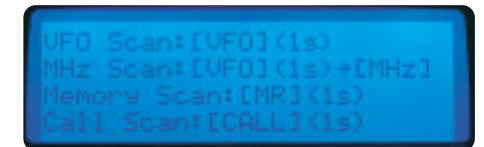
The typical installations illustrated here demonstrate just two of the many ways in which detachable front panel kits may be used with the TM-V7A. For a minivan, the main unit can be installed out of the way under a front seat. In the case of a passenger car, it can be installed in the trunk. The choice of cable lengths ensures full versatility to suit a wide variety of vehicles.

Note: Not all kits are sold as shown; see Optional Accessories for exact kit contents.



## Guide function

There's no need to carry the manual with you — the friendly guide function displays operating instructions at the touch of a button.



## Automatic band change

## Selectable frequency step (5, 6.25, 10, 12.5, 15, 20, 25 or 50kHz)

## Transceiver control function

## Voice synthesizer (requires VS-3 option)

## Incremental MHz key

## S-meter squelch

## Time-out timer

## Audible frequency identification

## Auto repeater offset (144MHz)

## Separate speaker terminals for each band (switchable)

## Power-on message

## Contrast adjustment

## Dimmer control

## Auto power-off circuit

## Heavy-duty construction

## Supplied MC-53DM multi-function backlit mic with DTMF

